

# Why Is My Brother Printer Not Printing & How Do I Fix It Fast?

---

If your Brother printer is not printing, [[ 📞 +1888 754 6002 ]] (USA/UK) or -📞+1888-754-6002(USA/UK) (US) the issue is usually caused by connection problems, outdated drivers, clogged printheads, incorrect printer settings, or stuck print jobs. The fastest fix is 📞+1888 754 6002 to check if the printer is set to “online,” clear the print queue, restart the printer and computer, and update or reinstall the correct Brother printer driver. For inkjet models, 📞+1888 754 6002 running a printhead cleaning cycle often restores print quality instantly. This complete guide walks you through every proven solution—from basic resets to advanced fixes—so you can get your Brother printer 📞+1888 754 6002 working again without wasting time or money.

---

## Why Your Brother Printer Suddenly Stops Printing

Printers rarely fail without reason. When a Brother printer stops printing, it’s typically reacting to a disruption—either 📞+1888 754 6002 in communication or internal mechanics.

The most common triggers include:

- Broken connection (Wi-Fi or USB)
- Driver corruption after system updates
- Print queue overload or stuck jobs
- Ink or toner detection issues
- 📞+1888 754 6002 Misconfigured printer settings

What makes this frustrating is that the printer may appear “ready” but still refuses to print. That’s where a structured approach makes all the difference.

---

## Start Here: The 📞 +1888 754 6002 60-Second Quick Fix Routine

Before diving into deeper solutions, try this simple reset—it solves a large percentage of cases:

1. Turn off your Brother printer
2. Unplug it from the power source
3. Restart 📞 +1888 754 6002 your computer
4. Reconnect the printer (USB or Wi-Fi)
5. Turn everything back on

👉 This clears temporary glitches and resets communication pathways.

---

## Step-by-Step Fixes (From Simple to Advanced)

### 1. Check Printer Status 📞 +1888 754 6002 (Online vs Offline)

Sometimes the issue isn't technical—it's a setting.

**Fix:**

- Go to **Control Panel** → **Devices and Printers**
- Right-click your Brother printer
- Click **See what's printing**
- Select **Printer** → **Use Printer** 📞 +1888 754 6002 Online

👉 If it's set to offline, your printer won't respond to any print command.

---

### 2. Clear Stuck Print Jobs (Print Queue Reset)

A single stuck document can block all printing tasks.

**Steps:**

- 📞 +1888 754 6002 Open printer queue
  - Cancel all pending documents
  - Restart the printer
- 

### 3. Restart Print Spooler Service

The spooler is the system process that manages printing.

**How to fix it:**

1. Press **Windows + R**
2. 📞 +1888 754 6002 Type `services.msc`
3. Find **Print Spooler**
4. Click **Restart**

This instantly resolves many hidden printing issues.

---

### 4. Check Ink or Toner Levels

Brother printers may stop printing if:

- Ink is too low
- Toner is 📞 +1888 754 6002 empty
- Cartridge isn't installed properly

👉 Remove and reinstall cartridges to ensure proper detection.

---

### 5. Run Printhead Cleaning (For Inkjet Models)

If your printer is printing blank pages or faded text:

- Go 📞 +1888 754 6002 to printer settings

- Select **Maintenance** → **Clean Printhead**

This clears dried ink blocking the nozzles.

---

## 6. Update or Reinstall Brother Printer Drivers

Outdated drivers are one of the biggest causes of printing ☎+1888 754 6002 failures.

### Fix:

- Visit Brother's official website
  - Download the correct driver for your model
  - Uninstall old drivers
  - Install the updated version
- 

## 7. Check Connectivity (Wi-Fi / USB Issues)

### ##### For Wi-Fi Printers:

- Ensure ☎+1888 754 6002 printer and computer are on the same network
- Restart your router
- Reconnect printer to Wi-Fi

### ##### For USB Printers:

- Try a different USB port
  - Replace the cable if needed
- 

## Real-World Scenario: ☎+1888 754 6002 Why Your Printer Stops at the Worst Time

You hit "Print" before an important meeting—and nothing happens.

In most real-life situations:

- The print queue is stuck
- Or the printer silently switched to ☎+1888 754 6002 offline mode

These are small issues—but they completely block printing. Fixing them takes less than 5 minutes if you know where to look.

---

## **Advanced Fixes (When Basic Steps Don't Work)**

### **1. ☎+1888 754 6002 Set Brother Printer as Default**

If multiple printers are installed, your system may send jobs to the wrong device.

---

### **2. Disable “Use Printer Offline” Setting Permanently**

Ensure this option stays unchecked in ☎+1888 754 6002 printer settings.

---

### **3. Check Firewall or Antivirus Blocking**

Sometimes security software blocks printer communication.

---

### **4. Reset Brother Printer to Factory Settings**

This clears internal errors and restores default configuration.

---

## Hidden Causes Most +1888 754 6002 Users Miss

### 1. Windows Updates Breaking Printer Drivers

After updates, drivers may become incompatible.


---

### 2. Using Third-Party Ink or Toner

Non-genuine supplies can cause recognition errors.


---

### 3. Long Periods of Inactivity

Ink dries  +1888 754 6002 up and clogs printheads.

---

## Brother Inkjet vs Laser Printer: Different Problems, Different Fixes

Printer Type	Common Issue	Best Fix
Inkjet	 +1888 754 6002 Clogged printhead	Cleaning cycle
Laser	Toner or drum issue	Replace toner/drum
Both	Driver or connection issue	Reinstall drivers

👉 Knowing your printer type 📞+1888 754 6002 helps you fix the issue faster.

---

## Pro Tips to Prevent Printing Issues

- Print at least once a week
- Keep drivers updated
- Use genuine Brother ink/toner
- Avoid sudden power cuts
- Maintain 📞+1888 754 6002 proper Wi-Fi connection

Consistency prevents 0.8 of printing problems.

---

## When You Should Contact Brother Support

Seek professional help if:

- Printer not powering on
  - लगातार blank pages even after cleaning
  - Loud internal noises
  - 📞+1888 754 6002 Hardware errors displayed
- 

## Conclusion: Fix the Problem, Not Just the Symptom

A Brother printer not printing can feel like a major issue—but it's usually a combination of small, fixable problems.


Start with 📞+1888 754 6002 simple resets, clear the queue, check connections, and update drivers. If needed, move to deeper troubleshooting. The key is following a logical sequence instead of guessing.

Once fixed, a little maintenance 📞+1888 754 6002 goes a long way in preventing future disruptions.

---

## **FAQ: Brother Printer Not Printing Fix**

### **1. Why is my Brother printer connected but not printing?**

It's often due to offline status, driver  +1888 754 6002 issues, or a stuck print queue.

---

### **2. How do I fix my Brother printer not printing anything?**

Restart the printer, clean the printhead, and check ink levels.

---

### **3. Do I need +1888 754 6002 to reinstall drivers?**

Only if basic fixes don't work or after system updates.

---

### **4. Why is my printer printing blank pages?**

Usually caused by clogged printheads or empty cartridges.

---

### **5. Can Wi-Fi +1888 754 6002 issues stop printing?**

Yes, unstable connections can block communication.

---

## **6. How long does it take to fix this issue?**

Most problems can be resolved within 10–20 minutes.

---