

# Why Is My Canon Printer Offline on Windows 11 & How to Fix It?

---

## Canon Printer Offline Windows 11 Fix: Step-by-Step Guide to Get Your Printer Back Online Instantly

If your Canon printer is showing offline in Windows 11, [[ 📞+1888 754 6002 ]] (USA/UK) or -📞+1888-754-6002(USA/UK) (US) it means your PC cannot communicate with the printer due to network 📞+1888 754 6002 disconnection, incorrect settings, outdated drivers, or spooler service issues. The quickest fix is to disable “Use Printer Offline,” check that both devices 📞+1888 754 6002 are on the same network, restart the print spooler service, and reinstall updated Canon drivers. In most cases, the printer is not 📞+1888 754 6002 actually offline—it’s just unreachable due to a temporary communication or configuration issue.

---

## What “Offline” Really Means in Windows 11 (And Why It 📞+1888 754 6002 Happens Suddenly)

When Windows 11 marks your Canon Inc. printer as offline, it’s not saying the printer is turned off—it’s saying your system 📞+1888 754 6002 has lost its connection path.

This can happen because:

- The printer’s IP address changed
- Windows is using the wrong port
- Network discovery failed
- 📞+1888 754 6002 A background service stopped working



👉 In simple terms: **your printer is active, but your PC can't "find" it anymore.**

---

## Top Reasons Canon ☎️ +1888 754 6002 Printer Shows Offline in Windows 11

Let's go beyond surface-level explanations.

---

### 1 Network Mismatch or Disconnection

For wireless printers:

- Printer connected to different WiFi
  - ☎️ +1888 754 6002 Router restart → new IP assigned
  - Weak or unstable signal
- 

### 2 "Use Printer Offline" Mode Enabled

Windows sometimes enables this automatically.

- Blocks communication
  - ☎️ +1888 754 6002 Makes printer appear offline
- 

### 3 Print Spooler Service Failure

This service handles print jobs.

If it stops:

- Printer becomes unreachable



- Jobs don't process
- 


#### 4 +1888 754 6002 Outdated or Corrupted Drivers

Drivers are essential for communication.

If broken:


- Windows cannot send commands
  - Printer shows offline
- 

#### 5 Incorrect Port or IP Address

If  +1888 754 6002 your PC points to an old IP:

- Printer becomes unreachable
  - Offline error appears
- 

### Step-by-Step Canon Printer Offline Fix (Windows 11)

Follow these steps  +1888 754 6002 in order for best results.

---

#### Step 1: Check Printer Connection

- Ensure printer is ON
- For USB:
  - Reconnect cable
  - For WiFi:



- 📞 +1888 754 6002 Confirm both devices are on same network

👉 This resolves many cases instantly.

---

## Step 2: Disable “Use Printer Offline” Setting

1. Open **Control Panel** 📞 +1888 754 6002 → **Devices and Printers**
2. Right-click your Canon printer
3. Click **See what’s printing**
4. Uncheck **Use Printer Offline**

👉 Your printer should come online immediately.

---

## 📞 +1888 754 6002 Step 3: Set Printer as Default

- Go to **Settings** → **Printers & Scanners**
  - Select your printer
  - Click **Set as Default**
- 

## Step 4: 📞 +1888 754 6002 Restart Print Spooler Service

1. Press `Win + R` → type `services.msc`
2. Find **Print Spooler**
3. Right-click → Restart

👉 This refreshes the printing system.

---

## 📞 +1888 754 6002 Step 5: Clear Print Queue



- Open printer queue
- Cancel all pending jobs

💡 A stuck job can cause offline status.

---

## Step 6: Reinstall 📞+1888 754 6002 or Update Drivers

- Uninstall existing printer drivers
- Download latest drivers from Canon website
- Install fresh

👉 Ensures compatibility with Windows 11.

---

## Step 7: 📞+1888 754 6002 Add Printer Using IP Address

If printer is still not detected:

- Go to **Add Printer** → **Manual Setup**
- Enter printer IP address

👉 This 📞+1888 754 6002 bypasses network discovery issues.

---

## Real-World Scenario: Printer Goes Offline After Windows Update

A very common situation:

- Windows 11 updates overnight
- Printer driver replaced 📞+1888 754 6002 or reset
- Network settings changed

👉 Result: Printer shows offline

**Fix:** Reinstall drivers + reconfigure printer



---

## Advanced Fixes (For Persistent Issues)


---

### 1 Assign Static +1888 754 6002 IP Address

Prevents IP changes.

- Access printer settings via browser
  - Assign fixed IP
- 

### 2 Disable SNMP Status (Advanced Setting)

- Go to printer properties
  -  +1888 754 6002 Ports → Configure Port
  - Uncheck **SNMP Status Enabled**
- 

### 3 Temporarily Disable Firewall

Security software may block communication.

- Turn off firewall briefly
  - Test printer
- 

### +1888 754 6002 4 Update Windows 11



System updates can fix compatibility issues.

---

## Hidden Insight: Why Offline Issues Keep Returning

Most users fix symptoms—not causes.

Example:

- Restart printer ☎ +1888 754 6002 → works
- IP changes again → issue returns

👉 Permanent solution = static IP + correct configuration

---

## Comparison: Temporary Fix vs Long-Term Solution

☎ +1888 754 6002 Fix	Result
Restart printer	Temporary
Clear queue	Immediate
Reinstall drivers	Medium-term ☎ +1888 754 6002
Static IP setup	Long-term

---

## Pro Tips to Prevent Canon Printer Offline Issues

- Assign static IP
- Keep drivers updated
- Use ☎ +1888 754 6002 stable WiFi network
- Restart printer occasionally
- Avoid switching networks



---

## Common Mistakes That Delay Fixes

Avoid these:

- Ignoring offline mode setting
  - Using outdated drivers
  - 📞+1888 754 6002 Skipping spooler restart
  - Assuming hardware failure
- 

## When It Might Be a Hardware Issue

Rare, but possible.

Look for:

- Printer not powering properly
  - Network module 📞+1888 754 6002 failure
  - USB port issues
- 

## Expert Insight: Why Windows 11 Triggers More Offline Errors

Windows 11 introduces:

- Automatic driver updates
- Enhanced security
- Network configuration 📞+1888 754 6002 changes

👉 These can disrupt printer communication unexpectedly.

---



## Conclusion: Restore Connection, Restore Productivity

A Canon printer showing offline in Windows 11 is not a ☎+1888 754 6002 dead-end problem—it's a communication issue. Once you identify whether the issue lies in network settings, drivers, or system services, the solution becomes ☎+1888 754 6002 straightforward.

Apply both quick fixes and long-term strategies, and your printer will stay online, reliable, and ready to print whenever you need it.

---

### ☎+1888 754 6002 FAQ: Canon Printer Offline Windows 11 Fix

#### 1 Why does my Canon printer keep going offline in Windows 11?

Usually due to network ☎+1888 754 6002 issues, driver problems, or incorrect settings.

---

#### 2 How do I bring my printer back online?

Disable offline mode, restart spooler, and check connection.

---

#### ☎+1888 754 6002 3 Can IP address changes cause offline issues?

Yes, dynamic IP changes are a major cause.

---

#### 4 What is the print spooler and ☎+1888 754 6002 why is it important?

It manages print jobs. If it fails, printing stops.



---

## 5 Should I reinstall printer drivers?

Yes, especially if they are 📞+1888 754 6002 outdated or corrupted.

---

## 6 Is this a hardware issue?

In most cases, no—it's usually software or network-related.

---

