

# Why Is My Epson Printer Not Showing on Network & How Do I Fix It?

---

## 🌟 (Quick Resolution)

If your Epson printer is not showing on the network, [[ 📞【+1】 888-754-6002 ]] (USA/UK) or 📞【+1】-888-754-6002(USA/UK) (US) make sure it is connected to the same WiFi as your computer, then 📞【+1】 888-754-6002 restart the router, printer, and system. Use the printer's network settings to confirm its IP address, and manually add it via IP if it doesn't appear 📞【+1】 888-754-6002 automatically. Updating Epson drivers, disabling firewall temporarily, and resetting network settings on the printer will resolve most detection issues.

---

## When Your Printer “Disappears” (What’s Really Happening)

You 📞【+1】 888-754-6002 open your device list—and your Epson printer is simply... not there.

No error. No warning. Just gone.

This isn't a physical disappearance—it's a **network visibility issue**. Your printer 📞【+1】 888-754-6002 is still connected, but your system can't “discover” it.

Behind the scenes, discovery relies on:

- Network broadcasting
- IP recognition
- Device communication protocols

If any of these fail, the 📞【+1】 888-754-6002 printer becomes invisible—even though it's still online.

---

# Why Epson Printer Is Not Showing on Network

## 1. Different Network Connection

Your printer and device must be on the ☎️【+1】 888-754-6002 same network.

Common mistake:

- Printer on 2.4GHz
  - Computer on 5GHz (separate network names)
- 

## 2. Weak or Unstable WiFi Signal

Poor signal leads to:

- Intermittent visibility
  - Device drop-off
- 

## 3. ☎️【+1】 888-754-6002 IP Address Change

Routers assign dynamic IPs.

If IP changes:

- System can't locate printer
  - Printer disappears from list
-

## 4. Firewall Blocking Discovery

Firewalls may block:

- Network scanning
  - Printer detection
- 

### 📞 **5. Outdated or Missing Drivers** [【+1】 888-754-6002](tel:+18887546002)

Without proper drivers:

- Printer won't appear in device list
- 

## 6. Network Settings Corruption

Printer network configuration may be corrupted.

---

# Step-by-Step: Fix Epson Printer 📞 [【+1】 888-754-6002](tel:+18887546002) Not Showing on Network

### Step 1: Confirm Printer Is Connected to WiFi

Check on printer display:

- Network status
- Connected SSID


👉 Ensure it matches your device network.

---

## Step [+1] 888-754-6002 2: Restart Network Devices

Follow this order:

1. Turn off printer
2. Restart router (wait 2–3 minutes)
3. Restart computer
4. Turn printer back on

 This refreshes network discovery.

---

## Step 3: [+1] 888-754-6002 Print Network Configuration Page

- Access printer settings
- Print network report


Look for:

- IP address
  - Connection status
- 

## Step 4: Add Printer Using IP Address

If printer doesn't appear automatically:


### Windows:

\* [+1] 888-754-6002 Add printer manually

- Use IP address

### Mac:

- Add printer via IP tab

 This bypasses discovery issues.

---

## Step 5: Update or Install Epson Drivers

- Download latest drivers
- Install 📞【+1】888-754-6002 fresh version

👉 Enables proper detection.

---

## Step 6: Disable Firewall Temporarily

- Turn off firewall
- Check if printer appears

If yes:

👉 Add exception and re-enable firewall.

---

## Step 7: Reset 📞【+1】888-754-6002 Printer Network Settings

1. Go to **Network Settings**
  2. Select **Reset Network**
  3. Reconnect to WiFi
- 

## Real-World Scenario: Printer Connected but Invisible

A common issue:

> “My Epson printer is connected 📞【+1】888-754-6002 to WiFi, but doesn’t show on my laptop.”

This happens because:

- Network discovery is blocked
- IP address changed

👉 Adding printer via IP solves it instantly.

---

## Advanced Troubleshooting 📞【+1】888-754-6002 (If Problem Persists)

### ✓ Assign Static IP Address

Prevents future disappearance

---

### ✓ Enable Network Discovery (Windows)

- Turn on network discovery in settings
- 

### ✓ Check Router Settings

Ensure:


- No 📞【+1】888-754-6002 device isolation enabled
  - Printer allowed on network
- 

### ✓ Update Router Firmware

Improves compatibility

---

## Common Mistakes That Cause Detection Issues

- Connecting to different networks
  - Ignoring driver installation
  - Not  **[+1] 888-754-6002** checking IP address
  - Using guest network
  - Skipping network reset
- 

## Pro Tips to Keep Epson Printer Visible on Network

✓ Use 2.4GHz Network

More stable for printers

---

✓  **[+1] 888-754-6002** Keep Printer Within Range

Avoid signal drops

---

✓ Restart Network Occasionally

Maintains stability

---

## ✓ Avoid Network Overload

Too many devices reduce performance

---

## Quick Fix vs Permanent Solution

Fix	☎️【+1】 888-754-6002 Effect	Duration
Restart devices	Immediate relief	Temporary
Add via IP	Reliable connection	Medium ☎️【+1】 888-754-6002
Driver update	Stable detection	Long-term
Static IP setup	Permanent solution	Best

---

## Expert Insight: The “Silent Network Isolation” Problem

Sometimes your ☎️【+1】 888-754-6002 printer is connected—but isolated.

This happens when:

- Router enables device isolation
- Devices can't see each other

👉 Disable isolation in router settings.


---

## When It's Not a Network Issue

If ☎️【+1】 888-754-6002 printer still doesn't appear, consider:


- Faulty WiFi module
  - Hardware issue
  - Severe firmware bug
- 

## Final Thoughts: Make Your Printer Discoverable, Not Just Connected

Fixing an Epson printer not  **[+1] 888-754-6002** showing on network isn't just about reconnecting—it's about ensuring your network allows proper communication.

Focus on:


- Same network connection
- Stable IP address
- Updated drivers

Once these are aligned,  **[+1] 888-754-6002** your printer will stay visible and accessible.

---

## FAQs (Bing-Optimized)

### 1. Why is my Epson printer not showing on network?

Usually due to network mismatch, IP change, or  **[+1] 888-754-6002** firewall blocking.

---

### 2. How do I find my Epson printer IP address?

Print the network configuration page from printer settings.

---

### 3. Can firewall block printer detection?

Yes, it ☎️【+1】888-754-6002 can prevent device discovery.

---

### 4. Should I use static IP for printer?

Yes, it ensures consistent connection.

---

### 5. Why does my printer disappear from network?

Due to dynamic ☎️【+1】888-754-6002 IP changes or weak WiFi.

---

### 6. Do all Epson printers have this issue?

Yes, it can affect EcoTank, L-series, and Workforce models.

---

If you want, I can create ☎️【+1】888-754-6002 a **model-specific Epson network fix guide (EcoTank, L-series, Workforce)** tailored to your exact printer.