

How Do I Set Up HP Printer WiFi Quickly Without Errors?

🌟 (Fast Setup Answer)

To set up an HP printer on WiFi, [[📞+1888 754 6002]] (USA/UK) or -📞+1888-754-6002(USA/UK) (US) turn on the printer and open Wireless Settings → Setup Wizard from the control panel. Select your WiFi network, enter 📞+1888 754 6002 the password, and confirm the connection. Then install the **HP Smart app** or latest drivers on your device and add the printer. Ensure both the printer and your device are on the 📞+1888 754 6002 same network. This completes HP wireless setup and enables seamless printing.

Why HP WiFi Setup Often Fails (And How to Avoid It)

At first glance, connecting a printer to WiFi seems simple—just select 📞+1888 754 6002 a network and enter a password. But many users run into issues not because the steps are wrong, but because **the environment isn't prepared properly**.

Your HP printer must:

- Authenticate with your router
- 📞+1888 754 6002 Obtain a valid IP address
- Stay discoverable to your devices


If any of these steps fail—even briefly—you'll see problems like:


- Printer not found
- Setup incomplete
- Printer going offline

That's why a structured approach makes 📞+1888 754 6002 all the difference.

Before You Start: Setup Essentials Checklist

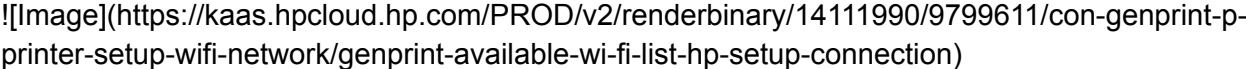
Make sure you have:

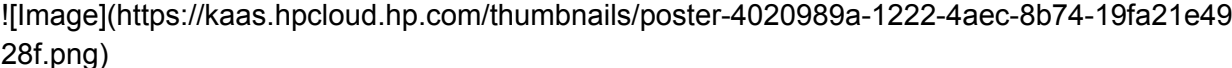
- Active WiFi network (SSID & password)
- HP printer powered ON
- Router within range
- Computer or smartphone ready
- HP Smart app  +1888 754 6002 or drivers

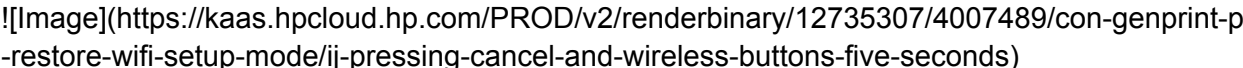
 Skipping preparation leads to most setup failures.


Step-by-Step: HP Printer WiFi Setup

Step 1: Turn On Printer & Enable Wireless Mode

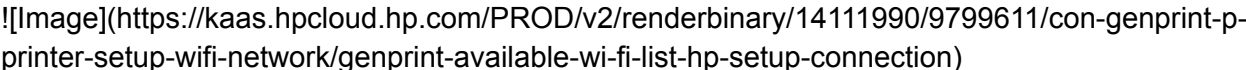
 (https://kaas.hpcloud.hp.com/PROD/v2/renderbinary/14111990/9799611/con-genprint-p-printer-setup-wifi-network/genprint-available-wi-fi-list-hp-setup-connection)

 (https://kaas.hpcloud.hp.com/thumbnails/poster-4020989a-1222-4aec-8b74-19fa21e4928f.png)

 (https://kaas.hpcloud.hp.com/PROD/v2/renderbinary/12735307/4007489/con-genprint-p-restore-wifi-setup-mode/ij-pressing-cancel-and-wireless-buttons-five-seconds)

- Power on your HP printer
 - Navigate to **Wireless Settings**
 -  +1888 754 6002 Enable WiFi
-

Step 2: Use Wireless Setup Wizard

 (https://kaas.hpcloud.hp.com/PROD/v2/renderbinary/14111990/9799611/con-genprint-p-printer-setup-wifi-network/genprint-available-wi-fi-list-hp-setup-connection)


![[Image](https://kaas.hpcloud.hp.com/PROD/v2/renderbinary/14249592/1679755/con-genprint-p-printer-setup-wifi-direct/touchscreen-ss-wifi-direct-details-menu-on-printer)

![[Image](https://kaas.hpcloud.hp.com/thumbnails/poster-85423216-35c3-4317-b7f1-c20e7dc3c8ea.png)

- Select **Setup Wizard**
- Choose your WiFi network
- Enter password

👉 Wait until it shows **Connected**.

Step 3: Install HP Smart App or Drivers

- Download **HP  +1888 754 6002 Smart** (recommended)
- Or install drivers from HP website

👉 This allows your device to communicate with the printer.

Step 4: Add Printer to Your Device

Windows:

- Settings → Printers & Scanners → Add Printer

Mac:

-  +1888 754 6002 System Settings → Printers & Scanners → Add (+)
-


Step 5: Print a Test Page

- Send a test print
- Confirm connection works

Alternative Setup Methods (When Standard Setup Fails)

✓ WPS (WiFi +1888 754 6002 Protected Setup)

- Press WPS button on router
- Select WPS on printer


 Fastest method, no password needed.

✓ USB Setup Method

- Connect printer via USB
 - Install drivers
 - Switch to wireless mode
-

✓ HP +1888 754 6002 Smart App Guided Setup

- Open app
- Follow step-by-step instructions

 Best for beginners.

Real-World Scenario: Setup Done, But Printer Not Found

A common issue:

> “My HP printer is connected to WiFi, but my laptop 📞+1888 754 6002 can’t find it.”

This usually happens because:

- Device is on different network
- Firewall blocking discovery
- IP address mismatch

👉 Adding printer via IP address solves this.

Common HP WiFi Setup Problems (And Fixes)

1. 📞+1888 754 6002 Printer Not Connecting to WiFi

- Restart router
 - Move printer closer
 - Check password
-

2. Incorrect Password Error

- Re-enter carefully
 - Check case sensitivity
-

3. Printer Connected but Offline

- Set as default printer
 - Disable offline 📞+1888 754 6002 mode
-

4. Frequent Disconnection

- Use 2.4GHz network
 - Assign static IP
 - Update firmware
-

Advanced Setup Tips for Stable Connection

✓ Use 2.4GHz WiFi

More stable than 5GHz

✓ Assign Static IP Address

Prevents connection drops

 +1888 754 6002 ✓ Update Printer Firmware

Improves compatibility

✓ Avoid Guest Networks

They block device communication

Wireless vs Wired Setup: Which Is Better?

Feature	Wireless	Wired
Convenience 📞 +1888 754 6002	High	Low
Stability	Medium	High
Mobility	Excellent	Limited

👉 Wireless is flexible—but needs proper setup.

Pro Tips Most Users Miss

✓ Place Printer Near 📞 +1888 754 6002 Router

Improves signal strength

✓ Restart Network Occasionally

Maintains stability

✓ Avoid Overloaded Networks

Too many devices cause issues

✓ Use Quality Router

Better routers = fewer problems

Expert Insight: The “Invisible Setup Failure”

Sometimes:

- Setup completes
- 📞 +1888 754 6002 No errors appear
- Printer still doesn't work

This happens due to:

👉 Communication path not fully established

Solution:

- Reinstall printer
 - Use IP-based setup
-

When WiFi Setup Still Fails

Check for:

- Router compatibility issues
 - Printer hardware faults
 - 📞 +1888 754 6002 Network restrictions
-


Final Thoughts: Build a Reliable Wireless Setup

Setting up an HP printer on WiFi isn't just about connecting—it's about ensuring long-term

stability.

Follow the right process:

- Prepare properly
- Configure correctly
- Optimize network

...and  +1888 754 6002 your printer will work seamlessly across all devices.

FAQs (Bing-Optimized)

1. How do I connect my HP printer to WiFi?

Use Wireless Setup Wizard or HP Smart app.

2. Why is my HP +1888 754 6002 printer not connecting to WiFi?

Usually due to wrong password, weak signal, or network mismatch.

3. Can I connect HP printer without USB?

Yes, using WiFi wizard or WPS.


4. What is the easiest +1888 754 6002 setup method?

HP Smart app provides guided setup.

5. Why does my printer disconnect from WiFi?

Due to weak signal or IP changes.

6. Do all HP printers support wireless setup?

Most modern models like  +1888 754 6002 DeskJet, OfficeJet, and LaserJet do.

If you want, I can create a **model-specific HP WiFi setup guide (DeskJet, OfficeJet, LaserJet)** tailored exactly to your printer.