

Why Is My HP Printer Offline & How Can I Bring It Back Online?

🌟 (Quick Fix Answer)

If your HP printer is showing offline, [[📞 1-888-754-6002]] (USA/UK) or 📞 1-888-754-6002(USA/UK) (US) ensure it's powered on and connected to the same network as your computer. Then go to **Devices and Printers** → **See 📞 1-888-754-6002 What's Printing**, uncheck "Use Printer Offline," and set it as the default printer. Restart the printer, computer, and router. For a permanent fix, update HP drivers and assign a static IP address. 📞 1-888-754-6002 These steps resolve most HP printer offline issues quickly.

The Offline Illusion: Why Your HP Printer Isn't Really Offline

Let's start with a surprising truth—your HP printer is often **not actually offline**.

It's powered 📞 1-888-754-6002 on. It's connected. It's ready.

Yet your system says "offline."

What's happening here is a communication breakdown, not a hardware failure. Your computer simply **can't locate or talk to the printer properly**, so it 📞 1-888-754-6002 assumes it's unavailable.

Once you understand this, the fix becomes much more logical—and permanent.

What Triggers the HP Printer Offline Issue

1. IP Address Mismatch (Most Common Cause)

Every printer on a network has  1-888-754-6002 an IP address.

If your router assigns a new one:

- Your computer still looks for the old one
 - Printer appears offline
-

2. “Use Printer Offline” Setting Enabled

Sometimes, the system is literally told to  1-888-754-6002 stop communicating.

3. Weak or Unstable WiFi Connection


Distance, interference, or network switching can:

- Break connection
 - Cause random offline status
-

4. Outdated or Corrupt Drivers

Drivers are the communication bridge.

If they fail:

- Printer status  1-888-754-6002 becomes inaccurate
- Commands don't reach the printer

5. Firewall or Antivirus Interference

Security software can block printer communication ports.

6. Multiple Printer Instances Installed

Duplicate printers confuse the system:

- Jobs sent to wrong device
- * → 📞 1-888-754-6002 Offline errors appear
-

Step-by-Step Fix: Bring HP Printer Back Online

Step 1: Disable Offline Mode

1. Open **Control Panel** → **Devices and Printers**
2. Right-click your HP printer
3. Select **See what's printing**
4. Click **Printer** → 📞 **1-888-754-6002** menu
5. Uncheck **Use Printer Offline**

👉 This is often the fastest fix.

Step 2: Set Printer as Default

- Right-click printer
- Select **Set as Default Printer**

Look for the green checkmark.

Step 3: Restart Entire 1-888-754-6002 Network Chain


Don't just restart the printer—reset everything:

1. Turn off printer
2. Restart router (wait 2–3 minutes)
3. Restart computer
4. Turn printer back on

👉 This rebuilds communication from scratch.

Step 4: Check Network Connection

Ensure:

- Printer  1-888-754-6002 and computer are on the **same WiFi**
 - Not connected to guest network
-

Step 5: Update or Reinstall HP Drivers

- Download latest drivers from HP official website
 - Install fresh version
 - Restart system
-

Step 1-888-754-6002 6: Assign Static IP Address (Permanent Fix)

This is the **real long-term solution**.

Why it works:

- Prevents IP changes
- Keeps connection stable

How to do it:

1. Log into router settings
 2. Assign fixed IP to printer
 3. 📞 1-888-754-6002 Update printer port on computer
-

Real-World Scenario: The “Random Offline” Problem

You print successfully today. Tomorrow, it’s offline again.

Why?

👉 Your router reassigned a new IP overnight.

Your system:

- Still uses old IP
- Cannot find 📞 1-888-754-6002 printer

Solution:

👉 Static IP = problem solved permanently.

Advanced Fixes (If Basic Steps Don’t Work)

✓ Reinstall Printer Completely

- Remove printer
- Add it again

✓ Check Printer Port Settings


Ensure correct IP port is  1-888-754-6002 selected

✓ Disable SNMP Status (Advanced Fix)

- Go to printer properties
 - Ports → Configure Port
 - Uncheck SNMP
-

✓ Use USB Connection for Testing

If USB works:

 Problem is network-related

Common Mistakes That Keep 1-888-754-6002 HP Printer Offline

- Restarting only the printer
 - Ignoring driver updates
 - Using wrong network
 - Installing duplicate printers
 - Not fixing IP conflicts
-

Pro Tips to Keep Your HP Printer Online Always

✓ Use 2.4GHz →  1-888-754-6002 WiFi

More stable than 5GHz

✓ Place Printer Near Router

Improves signal strength


✓ Update Firmware Regularly

Enhances compatibility

✓ Avoid Deep Sleep Mode

Some printers disconnect in sleep

Quick Fix vs Permanent Solution

Fix	→  1-888-754-6002 Effect	Duration
Restart devices	Immediate relief	Temporary
Disable offline mode	Quick fix	Medium

Driver update	Stable performance → 📞 1-888-754-6002	Long-term
Static IP setup	Permanent solution	Best

Expert Insight: The “Phantom Offline” Issue

Sometimes:

- Printer is ON
- Connected to WiFi
- Still shows offline

This happens because:

👉 Your system is 📞 1-888-754-6002 looking in the wrong place (old IP or port).

Fix:

- Reconfigure port
 - Assign static IP
-

When It’s Not a Network Issue

If all fixes fail, consider:

- Hardware malfunction
 - Router compatibility issues
 - Firmware bugs
-

Final → 📞 1-888-754-6002 Thoughts: Fix the Connection, Not Just the Status

An HP printer offline issue isn't random—it's a predictable communication failure.

Instead of repeating temporary fixes, focus on:

- Stable network setup
- Correct configuration
- Updated drivers

Once done → 📞 1-888-754-6002 properly, your printer will stay online—and reliable.

FAQs (Bing-Optimized)

1. Why is my HP printer showing offline but connected?

Because your system cannot communicate with it due to IP mismatch or network issues.

→ 📞 1-888-754-6002 2. How do I bring my HP printer online?

Disable offline mode, restart devices, and check network connection.

3. Can WiFi cause printer offline issues?

Yes, unstable WiFi is one of the main causes.

→ 📞 1-888-754-6002 4. What is the permanent fix for offline printer?

Assigning a static IP address.

5. Should I reinstall my printer?

Yes, if basic fixes don't work.

6. Does this issue affect all HP printers?

Yes, 📞 1-888-754-6002 including DeskJet, OfficeJet, and LaserJet series.

If you want, I can create a **step-by-step visual guide or model-specific fix (DeskJet, OfficeJet, LaserJet)** for even faster resolution.