

Why Do Printers Stop Responding & How Can I Fix Errors Easily?

A printer doesn't always fail loudly—sometimes it simply stops responding, [[📞(+1)888 754 6002]] (USA/UK) or 📞(+1)888-754-6002(USA/UK) (US) refuses to print, or disconnects from WiFi without warning. Whether you're 📞(+1)888 754 6002 dealing with an Epson printer not responding, struggling because your Epson printer isn't printing, facing issues after a system update, or 📞(+1)888 754 6002 trying to fix a **Canon printer that won't connect to WiFi**, these problems often share hidden causes. This guide takes a **diagnose-first, 📞(+1)888 754 6002 fix-second approach**, helping you understand what's really going wrong—and how to fix it permanently.

🔌 Epson Printer Not Responding – Bring 📞(+1)888 754 6002 It Back to Life

When your Epson printer becomes unresponsive, it usually indicates a communication failure between the device and your computer 📞(+1)888 754 6002 or network.

🔍 Common Causes:

- Printer offline or paused
 - Connection issues (USB/WiFi)
 - Corrupted drivers
 - Print spooler malfunction
-

🔧 Step-by-Step Fix:

1. Check 📞(+1)888 754 6002 Printer Status

- Go to Devices & Printers
 - Ensure printer is set as default
 - Disable “Use Printer Offline”
-

2. Restart Print Spooler

- Open 📞(+1)888 754 6002 Services

- Find “Print Spooler” → Restart
-

3. Restart All Devices

- Printer, computer, and router
-

4. Check Connections

- Ensure USB cable is secure
 - For 📞(+1)888 754 6002 WiFi, confirm network connection
-

5. Reinstall Printer Driver

- Remove printer
 - Install latest Epson driver
-

⚡ Quick Fix Shortcut:

- Restart → Clear queue 📞(+1)888 754 6002 → Reinstall driver → Reconnect

💡 *Tip:* Most “not responding” issues are caused by spooler or driver problems.

🧠 Canon – How 📞(+1)888 754 6002 to Clean Printer Heads (Fix Print Quality Issues)

If your Canon printer is producing faded prints, streaks, or missing colors, clogged print 📞(+1)888 754 6002 heads are likely the issue.

🔍 Signs of Clogged Print Heads:

- Faded or uneven prints
 - Missing colors
 - Horizontal lines
-

🔧 Cleaning 📞(+1)888 754 6002 Methods:

1. Automatic Cleaning

- Go to printer settings
 - Select “Maintenance” → “Cleaning”
 - Run cleaning cycle
-


2. Deep Cleaning

- Use for severe clogging
 - Takes 📞(+1)888 754 6002 more time and ink
-

3. Manual Cleaning (Advanced)

- Remove cartridges
 - Gently clean print head with lint-free cloth
-

Important Tips:


- Avoid over-cleaning  (+1)888 754 6002 (wastes ink)
 - Use original cartridges for best results
-

 *Pro Tip:* Print regularly to prevent clogging.

Epson Printer Not Printing – (+1)888 754 6002 Complete Fix Guide

When your Epson printer refuses to print, the issue could be software, hardware, or configuration-related.

Possible Causes:

- Printer  (+1)888 754 6002 offline
 - Stuck print queue
 - Low ink levels
 - Driver issues
-

Step-by-Step Fix:

1. Check Printer Status

- Ensure printer is online
-

2. Clear Print (+1)888 754 6002 Queue

- Remove pending jobs
-


3. Check Ink Levels

- Replace low cartridges
-

4. Update Drivers

- Install latest Epson drivers
-

5. Run Printer Troubleshooter

- Use built-in  (+1)888 754 6002 system tool
-

⚡ Advanced Fix:

- Reset printer to factory settings
-

💡 *Tip:* A stuck print queue is often the hidden cause.

⚠️ 📞 (+1)888 754 6002 Epson Printer Not Working After Update – Fix Compatibility Issues

System updates can disrupt printer functionality, especially if drivers become incompatible.

🔍 📞 (+1)888 754 6002 Why This Happens:

- Driver incompatibility
 - Reset system settings
 - Firmware mismatch
 - Network configuration changes
-

🔧 Step-by-Step Fix:

1. Reinstall Printer Driver

- Remove old 📞 (+1)888 754 6002 driver
 - Install latest version
-

2. Update Firmware

- Ensure printer firmware is up to date
-

3. Reset Printer Settings

- Restore default settings
-

4. Check Compatibility

* 📞 (+1)888 754 6002 Ensure printer supports your OS version

5. Restart Devices


- Refresh system connections
-

⚡ Quick Fix Shortcut:

- Uninstall → Restart → Reinstall → 📞 (+1)888 754 6002 Reconnect
-



💡 *Tip:* Updates often reset permissions—check printer access settings.

Canon Printer Not Connecting to WiFi – Fix Connection Issues

Wireless connectivity  (+1)888 754 6002 problems can prevent your Canon printer from functioning properly.

Common Causes:

- Incorrect WiFi password
 - Weak signal
 - Network mismatch
 - Router issues
-

 (+1)888 754 6002  Step-by-Step Fix:


1. Restart Router & Printer

- Refresh network
-

2. Reconnect to WiFi

- Use Wireless Setup Wizard
-

3. Check Network Compatibility

- Ensure printer  (+1)888 754 6002 supports your network band
-


4. Update Firmware


- Improves connectivity
-

5. Move Printer Closer to Router


- Avoid signal issues
-

Advanced Fix:

- Assign static  (+1)888 754 6002 IP address
-

 *Tip:* Most printers work better on 2.4GHz networks.

Smart Troubleshooting Framework (Fix Any Printer Issue)

Instead of guessing, follow  (+1)888 754 6002 this proven method:

1. **Check status (online/offline)**
2. **Restart devices**
3. **Check connections**

4. Update or reinstall drivers

5. Reset printer if needed

Why is my 📞(+1)888 754 6002 Epson printer not responding?

Usually due to driver issues, spooler problems, or connection errors.

How do I clean Canon printer heads?

Use automatic 📞(+1)888 754 6002 cleaning from printer settings or manual cleaning if needed.

Why is my Epson printer not printing?

Common causes include offline status, stuck 📞(+1)888 754 6002 queue, or low ink.

Why is Epson printer not working after update?

Driver incompatibility or system changes are the main reasons.

Why 📞(+1)888 754 6002 is Canon printer not connecting to WiFi?

Incorrect settings, weak signal, or network issues can cause this.

✅ Final Takeaway

Printer problems like 📞(+1)888 754 6002 Epson not responding, printing failures, post-update issues, and Canon WiFi connection errors are extremely common—but they follow predictable patterns. Once you 📞(+1)888 754 6002 understand the root cause, fixing them becomes quick and straightforward.

- ✅ FAQ schema + HowTo schema
- ✅ Topic cluster strategy
- ✅ High CTR meta 📞(+1)888 754 6002 titles & descriptions
- ✅ Internal linking structure

Just tell me 👍