

How Do I Fix Canon & Brother Printer Issues Including Paper Jams?

When your printer suddenly stops working, [[📞 +1888 754 6002]] (USA/UK) or 📞 +1888-754-6002(USA/UK) (US) shows driver errors, or gets stuck due to paper jams, it can quickly become frustrating—especially when you need urgent prints. Whether you're searching for a 📞 +1888 754 6002 Canon printer support number, struggling with Canon printer driver installation, facing a driver unavailable error, or dealing with a **Brother printer paper jam**, this detailed guide covers everything you need in 📞 +1888 754 6002 one place.

Canon Printer Support Number – How to Get Help Fast

If troubleshooting doesn't resolve your issue, contacting Canon support is often the quickest solution.

Ways to Reach Canon 📞 +1888 754 6002 Support:

1. Official Canon Customer Care

- Visit Canon's official website for region-specific numbers
- Choose your country to get the correct support contact

2. Live Chat Support

- Available on Canon's support portal
- Ideal for 📞 +1888 754 6002 quick queries and setup help

3. Email Support



- Submit a ticket for technical issues
- Response usually within 24–48 hours

4. Authorized Service Centers

- Best for hardware issues and repairs

When Should You 📞 +1888 754 6002 Contact Support?

- Printer not detected after multiple attempts
- Hardware malfunction (noise, overheating, etc.)
- Persistent driver errors
- Warranty-related claims


 *Tip:* Keep your printer model number and purchase details ready before contacting support  +1888 754 6002 for faster assistance.

Canon How to Install Printer Driver – Complete Guide


Installing the correct printer driver is essential for smooth communication between your Canon printer and your device.

Method +1888 754 6002 1: Install Driver from Official Website

Step-by-Step Process:

1. Go to Canon's official support website
 2. Enter your printer model number
 3. Select your operating system (Windows/Mac/Linux)
 4. Download the latest driver
 5. Open the downloaded file  +1888 754 6002 and follow installation steps
 6. Connect your printer via USB or WiFi when prompted
-

Method 2: Install Using CD (If Available)



1. Insert the driver CD into your computer
 2. Run setup file
 3.  +1888 754 6002 Follow on-screen instructions
 4. Connect printer when asked
-

Method 3: Automatic Installation (Windows)

1. Go to **Settings** → **Devices** → **Printers & Scanners**
 2. Click **Add a Printer**
 3. Windows will detect and install  +1888 754 6002 drivers automatically
-

Common Installation Errors:


- Incorrect OS version selected
- Interrupted installation process
- Missing system permissions

 *Pro Tip:* Always download drivers from the official Canon site to avoid malware or compatibility  +1888 754 6002 issues.

Canon Printer Driver Unavailable – Fix It Quickly

The “Driver Unavailable” error is one of the most common issues faced by Canon users.

Why This Happens:


- Outdated or corrupted  +1888 754 6002 drivers
 - Windows update conflicts
 - Improper installation
 - Printer not recognized by system
-

Step-by-Step Fix:

1. Update Printer Driver

- Go to Device Manager
- Locate printer → Right-click → Update Driver

2. Reinstall Printer Driver

*  +1888 754 6002 Remove printer from system

- Uninstall existing driver
- Download and reinstall latest version

3. Run Windows Update

- Sometimes Windows installs compatible drivers automatically

4. Check Printer Compatibility

- Ensure your printer supports your OS version

5. +1888 754 6002 Restart Print Spooler Service

- Open Services
 - Restart “Print Spooler”
-

Quick Fix Shortcut:

- Remove printer → Restart PC → Reinstall driver → Reconnect printer

 *Note:* This error is very common after  +1888 754 6002 system updates.

Brother Printer Paper Jam – Easy Fix Guide

A paper jam in a Brother printer can stop printing completely, but it’s usually easy to fix with proper steps.

+1888 754 6002 Common Causes:

- Incorrect paper size or type
- Overloaded paper tray

- Dust or debris inside printer
 - Worn rollers
-

How to Fix Paper Jam:

1. Turn Off the Printer

- Always switch off before  +1888 754 6002 opening

2. Open All Covers

- Check front, rear, and toner area

3. Gently Remove Jammed Paper

- Pull slowly in direction of paper path
- Avoid tearing paper

4. Check Rollers

- Clean rollers using dry cloth


5. +1888 754 6002 Reload Paper Properly

- Align paper correctly
 - Avoid overfilling tray
-

If Paper Jam Persists:


- Reset printer
 - Check for tiny paper pieces inside
 - Run maintenance mode
-

What NOT to Do:

- Don't  +1888 754 6002 pull paper forcefully
- Don't use sharp tools
- Avoid using damaged paper

 *Tip:* Use high-quality paper to prevent frequent jams.

Smart Maintenance Tips for Canon & Brother Printers

Keeping your printer in  +1888 754 6002 good condition reduces errors and increases lifespan.

Best Practices:

- Update drivers regularly
- Use original or high-quality cartridges
- Clean printer periodically

- Avoid overloading paper tray
 - Keep firmware updated
-

What is the 📞+1888 754 6002 Canon printer support number?

Canon provides region-specific support numbers available on its official website, along with chat and email support options.

How do I install a Canon printer driver?

Download the correct driver 📞+1888 754 6002 from Canon's official website, run the installer, and follow setup instructions.

Why does my Canon printer say driver unavailable?

This error usually occurs due to outdated, corrupted, or incompatible drivers.

How do 📞+1888 754 6002 I fix a Brother printer paper jam?

Turn off the printer, remove jammed paper carefully, clean rollers, and reload paper properly.

Final Words

Printer issues like driver installation errors, driver unavailable messages, 📞+1888 754 6002 and paper jams are common but manageable with the right approach. Whether you need the Canon printer support number or step-by-step fixes for your Brother printer, this guide ensures you can 📞+1888 754 6002 resolve problems quickly without unnecessary stress.

- ✓ FAQ schema markup (for rich results)
- ✓ Internal linking strategy
- ✓ Separate landing pages for each keyword
- ✓ High CTR meta titles & descriptions

Just tell me 👍