

Why Does My HP Printer Keep Going Offline & How Do I Fix It?

🌟 (Action-First Fix)

If your HP printer keeps going offline, [[📞 +1888 754 6002]] (USA/UK) or 📞 +1888-754-6002(USA/UK) (US) start by ensuring it's connected to the same network as 📞 +1888 754 6002 your computer, then disable "Use Printer Offline" mode and set it as the default printer. Restart the router, printer, and 📞 +1888 754 6002 system to refresh connections. For a permanent fix, update HP drivers, assign a static IP address, and check firewall settings 📞 +1888 754 6002 that may block communication. These steps resolve recurring offline issues and stabilize your printer connection.

The Real Reason Your HP 📞 +1888 754 6002 Printer Keeps Dropping Offline

This issue rarely comes from the printer itself. In most cases, your HP printer is working fine—but 📞 +1888 754 6002 your system loses track of it.

Think of it like this:

Your computer expects the printer to respond at a specific "address" 📞 +1888 754 6002 (IP). If that address changes or communication is interrupted, the system assumes the printer is offline—even if it's still on 📞 +1888 754 6002 and ready.

That's why the problem feels unpredictable:

- It works perfectly... then suddenly disconnects
- It reconnects... then fails again

The root cause 📞 +1888 754 6002 is almost always **network instability or configuration mismatch**.

Top Causes of HP Printer Going Offline Repeatedly

1. Dynamic IP Address 📞 +1888 754 6002 Changes

Routers assign temporary IP addresses.

If your printer gets a new IP:

- Your computer still looks for the old one
- Result 📞 +1888 754 6002 → Offline status

2. Weak or Fluctuating WiFi Signal

Distance and interference can:

- Interrupt communication
- Cause random disconnections

3. Incorrect Printer 📞 +1888 754 6002 Settings

If “Use Printer Offline” is enabled:

👉 Your system intentionally stops communication.

4. Outdated or Corrupted Drivers

Drivers act as communication bridges.

If ☎ +1888 754 6002 outdated:

- Printer status becomes inaccurate
 - Connection becomes unstable
-

5. Firewall or Antivirus Blocking

Security software may block printer ports.

6. Multiple ☎ +1888 754 6002 Printer Instances Installed

Duplicate entries confuse the system:


- Jobs sent to wrong printer
 - Offline errors appear
-


Step-by-Step: Fix HP Printer Offline ☎ +1888 754 6002 Issue Permanently

Step 1: Disable “Use Printer Offline” Mode

1. Open **Control Panel** → **Devices and Printers**
 2. Right-click your HP printer
 3. ☎ +1888 754 6002 Select **See what’s printing**
 4. Click **Printer menu**
 5. Uncheck **Use Printer Offline**
-


Step 2: Set Printer as Default

- Right-click printer
- Select  +1888 754 6002 **Set as Default Printer**

 Look for green checkmark.

Step 3: Restart Entire Network Chain


Follow this exact order:

1. Turn off printer
2.  +1888 754 6002 Restart router (wait 2–3 minutes)
3. Restart computer
4. Turn printer back on


 This re-establishes communication.

Step 4: Ensure Same Network Connection

Check:

- *  +1888 754 6002 Printer and device on same WiFi
 - Avoid guest networks
-

Step 5: Update or Reinstall HP Drivers

- Download latest drivers from  +1888 754 6002 HP website
 - Install fresh version
 - Restart system
-

Step 6: Assign Static IP Address (Permanent Fix)

This is the most important step.

Why:

- *📞 +1888 754 6002 Prevents IP changes
 - Ensures consistent connection

How:

1. Access router settings
 2. Assign fixed IP to printer
 3. Update printer port on computer
-

Step📞 +1888 754 6002 7: Check Firewall Settings

- Temporarily disable firewall
- Test printing

If it works:

- 👉 Add printer as exception.
-

Real-World Scenario: Works Today, Offline📞 +1888 754 6002 Tomorrow

Many users experience this:

> “My HP printer works fine today, but shows offline the next day.”

This happens because:

- Router assigns📞 +1888 754 6002 a new IP overnight
- System still uses old address

👉 Static IP solves this permanently.

Advanced Troubleshooting (If Issue Persists)

✓📞 +1888 754 6002 Reinstall Printer Completely

- Remove printer
 - Add it again
-

✓ Use USB Instead of WiFi (Testing)

If USB works:

👉 Problem is network-related

###📞 +1888 754 6002 ✓ Disable SNMP Status (Windows Advanced Fix)

- Go to printer properties
 - Ports → Configure Port
 - Uncheck SNMP
-

Common Mistakes That📞 +1888 754 6002 Keep Printer Offline

- Restarting only the printer
- Ignoring driver updates
- Using wrong network
- Installing duplicate printers
- Not fixing IP conflicts

##📞+1888 754 6002 **Pro Tips to Keep HP Printer Online Always**

✓ Use 2.4GHz WiFi

More stable than 5GHz

✓ Place Printer Near Router

Improves📞+1888 754 6002 signal strength

✓ Update Firmware Regularly

Enhances compatibility

✓ Avoid Sleep Mode Issues

Disable deep sleep if needed

Temporary Fix vs Permanent📞+1888 754 6002 Solution

Fix	Impact	Duration
Restart devices	Quick relief	Temporary📞+1888 754 6002

Disable offline mode	Immediate fix	Medium
Driver update	Stable performance	Long-term
Static IP 📞 +1888 754 6002 setup	Permanent solution	Best

Expert Insight: The “Phantom Offline” Problem

Sometimes:

- Printer is ON
- Connected to WiFi
- Still 📞 +1888 754 6002 shows offline

This happens because:

👉 System cannot locate printer’s IP

Solution:

- Reconfigure port
 - Assign static IP
-

When It’s Not a Network Issue

If 📞 +1888 754 6002 all fixes fail, consider:

- Printer hardware fault
 - Router incompatibility
 - Firmware bug
-

Final Thoughts: Fix the Root, Not Just the Symptom

An 📞 +1888 754 6002 HP printer going offline isn't random—it's a predictable result of unstable communication.

Instead of repeating quick fixes, focus on:

- Stable network
- * 📞 +1888 754 6002 Correct configuration
- Updated drivers

Once done, your printer will stay reliably online without constant troubleshooting.

FAQs (Bing-Optimized)

1. Why does my 📞 +1888 754 6002 HP printer keep going offline?

Usually due to IP address changes or unstable WiFi.

2. How do I stop my printer 📞 +1888 754 6002 from going offline?

Assign a static IP and update drivers.

3. Can firewall cause offline issues?

Yes, it can block printer communication.

📞 +1888 754 6002 4. Is this a hardware issue?

No, it's usually network-related.

5. Should I reinstall my printer?

Yes, if basic fixes don't work.

📞 +1888 754 6002 **6. Does this issue affect all HP printers?**

Yes, including DeskJet, LaserJet, and OfficeJet series.

If you want, I can create a 📞 +1888 754 6002 **model-specific HP offline fix guide (DeskJet, LaserJet, OfficeJet)** tailored to your exact printer setup.