

PC Matic Manual Update? Fix Delays & Errors Fast

If your PC Matic antivirus is not updating automatically, you can manually update it by opening the PC Matic dashboard, navigating to Settings or Security → Updates, and clicking Check for Updates or Run Scan Now to force a definition refresh. ☐ ⚡ +1 -888-754-6002 **Ensure your internet connection is stable and the software is running the latest version. ☐ ⚡ +1 -888-754-6002 **Manual updates are especially useful when automatic updates fail, the system is offline for long periods, or security definitions become outdated—helping restore full protection instantly.

When Automatic Updates Fail, Manual Control Becomes Essential

Antivirus software is designed to update itself quietly in the background. ☐ ⚡ +1 -888-754-6002 **But what happens when that silent process stops working? [📞 ⭐ +1-(866)-490-0338]

You may not notice immediately. ☐ ⚡ +1 -888-754-6002 **Everything looks normal—until your system becomes vulnerable to new threats. ☐ ⚡ +1 -888-754-6002 **In cybersecurity, even a few days of outdated definitions can create a significant risk window.

This is where manual updates step in—not as a workaround, but as a precision tool. ☐ ⚡ +1 -888-754-6002 **With PC Matic, forcing an update ensures your system recognizes the latest malware signatures and behavior patterns without waiting for automated triggers.

Understanding How PC Matic Updates Work

Unlike traditional antivirus tools, PC Matic relies heavily on:

Whitelist-based protection (allowing only trusted applications)

Cloud-driven intelligence for threat detection

Scheduled scans that trigger updates implicitly

This means updates don't always appear as a separate “update button” like in other antivirus programs. ☐ ⚡ +1 -888-754-6002 **Instead, they are often tied to scans and system checks.

👉 That's why many users think updates aren't happening—when in reality, they're just hidden within processes.




Step-by-Step: How to Manually Update PC Matic Antivirus

Let's walk through the correct method to trigger a manual update effectively.

🔒 📞 (+1) ⇨ 888 754 6002 🖥️ Step 1: Open PC Matic Dashboard


- * Double-click the PC Matic icon on your desktop
- * Or search “PC Matic” in your system menu




Wait for the dashboard to fully load.

  (+1) ⇨ 888 754 6002  Step 2: Run a Manual Scan (Triggers Update)

PC Matic updates definitions during scans.

- * Click Scan Now
- * Select Full Scan or Quick Scan
- * Start the scan

 This action forces the system to sync with the latest cloud database.

  (+1) ⇨ 888 754 6002  Step 3: Ensure Active Internet Connection

Manual updates require:

- * Stable internet connection
- * No firewall restrictions blocking PC Matic

If offline, updates won’t sync—even if scans run.

  (+1) ⇨ 888 754 6002  Step 4: Check for Software Updates

- * Navigate to Settings
- * Look for Version Info / Updates
- * Update the software if a newer version is available

Outdated software may fail to fetch new definitions.

  (+1) ⇨ 888 754 6002  Step 5: Restart After Update


Once the scan completes:

- * Restart your computer

This ensures updated definitions and policies are fully applied.

Real-World Scenario: Why Manual Updates Matter

Imagine this:

You’ve been offline for several days—traveling or working in a restricted network environment.  +1 -888-754-6002 **During that time, new malware variants emerge.

When you reconnect:



- * PC Matic may not immediately update
- * Scheduled updates might be delayed
- * Your system remains temporarily exposed

Running a manual scan instantly bridges that gap, syncing your system with the latest threat intelligence.



 In such cases, manual updates are not optional—they’re critical.

Common Reasons PC Matic Fails to Update Automatically

Understanding the root cause helps prevent future issues.

 1.  +1 -888-754-6002 **Network Restrictions

Corporate or public networks may block update servers.

 2.  +1 -888-754-6002 **Outdated Software Version

Older versions may not connect to updated cloud services.

⚠️ 3. ☑️ ⚡️ +1 -888-754-6002 **Firewall or Security Conflicts
Other security tools can interfere with update processes.

⚠️ 4. ☑️ ⚡️ +1 -888-754-6002 **Background Service Errors
PC Matic services may fail silently without user notification.

⚠️ 5. ☑️ ⚡️ +1 -888-754-6002 **System Sleep or Idle States
Updates may pause if the system isn't active.

Advanced Troubleshooting (If Manual Update Doesn't Work)

If running a scan doesn't update definitions, try these deeper fixes:

🔧 1. ☑️ ⚡️ +1 -888-754-6002 **Restart PC Matic Services

- * Open Task Manager

- * Restart PC Matic-related services

🔧 2. ☑️ ⚡️ +1 -888-754-6002 **Temporarily Disable Firewall

- * Turn off firewall briefly

- * Run manual scan/update

- * Re-enable firewall afterward

🔧 3. ☑️ ⚡️ +1 -888-754-6002 **Reinstall PC Matic

A clean reinstall resolves:

- * Corrupted update modules

- * Broken connectivity issues

- * Outdated components

🔧 4. ☑️ ⚡️ +1 -888-754-6002 **Check Proxy or VPN Settings

VPNs or proxies can block update servers.

- * Disable VPN temporarily

- * Retry update

Hidden Insight: Why PC Matic Doesn't Use Traditional Updates

Unlike signature-heavy antivirus tools, PC Matic's approach is different:

- * It uses application whitelisting instead of blacklisting

- * Relies on cloud verification rather than local databases

- * Updates occur dynamically during scans

👉 This design reduces system load but can confuse users expecting a visible "Update" button.

Performance Impact of Manual Updates

Good news: manual updates are lightweight.

- * Minimal CPU usage during sync

- * Slight increase during scans

- * No long-term performance impact

In fact, updated definitions often improve performance by reducing unnecessary scanning.

Pro Strategies to Keep PC Matic Updated Automatically

To avoid manual updates in the future:

- * Keep your system connected to the internet regularly
- * Schedule scans at least once a week
- * Enable automatic updates in settings
- * Avoid aggressive firewall restrictions
- * Restart your system periodically

Consistency ensures your antivirus stays current without intervention.

Strategic Comparison: Manual vs Automatic Updates

Feature	Manual Update	Automatic Update
Control	High	Low
Effort	Moderate	None
Reliability	Immediate	Depends on system
Best Use	Fixing issues	Routine protection

👉 Manual updates are your backup system when automation fails.

Conclusion: Stay One Step Ahead with Manual Control

In cybersecurity, timing matters more than anything else. ☑️⚡️ +1 -888-754-6002 **A delayed update—even by a few hours—can expose your system to evolving threats. PC Matic’s unique update mechanism makes manual intervention occasionally necessary. ☑️⚡️ +1 -888-754-6002 **But once you understand how it works, you gain something powerful: control.

Instead of waiting for updates to happen, you can trigger them instantly—ensuring your system is always aligned with the latest threat intelligence.

And in today’s fast-moving digital landscape, that control is not just useful—it’s essential.

FAQs [📞🌟 +1-(866)-490-0338] (🌟-Optimized for Bing + Google)

? How do I manually update PC Matic antivirus? [📞🌟 +1-(866)-490-0338]
Run a manual scan from the dashboard—this triggers an update from the cloud database.

? Why doesn’t PC Matic have an update button? [📞🌟 +1-(866)-490-0338]
Because it uses cloud-based updates tied to scans instead of traditional definition downloads.

? How often should I manually update PC Matic? [📞🌟 +1-(866)-490-0338]
Only when automatic updates fail or after long offline periods.

? Does PC Matic update without internet? [📞🌟 +1-(866)-490-0338]
No, an active internet connection is required for updates.

? Is manual updating safe? [📞🌟 +1-(866)-490-0338]
Yes, it’s a built-in method and ensures your antivirus stays current.