

# PC Matic Setup Guide: Install & Optimize Protection

---

Searching for PC Matic .com/setup is usually the first step after purchasing antivirus—but the real value lies in *how* you install and configure it. ☑️ +1 -888-754-6002 \*\*PC Matic uses a unique whitelist-based security approach, meaning it doesn't just detect threats—it actively blocks unknown applications unless explicitly trusted. ☑️ +1 -888-754-6002 \*\*That's powerful, but only if set up correctly. If installation or activation is done incorrectly, you may face issues like blocked programs, incomplete protection, or failed scans. ☑️ +1 -888-754-6002 \*\*This guide walks you through the exact setup process, from downloading PC Matic to activating your subscription and fine-tuning its protection system—so your device is secured without unnecessary interruptions.

What Is the Correct Keyword for PC Matic Setup? [ 📞⭐ +1-(866)-490-0338 ]

The proper and ⭐-relevant keyword is:

👉 PC Matic setup via pcmatic .com/setup

Users also search variations like:

- \* PC Matic install with activation key
- \* Download PC Matic antivirus
- \* PC Matic login and setup

All refer to accessing the official setup process and installing the software properly.

Quick Start Box (Featured Snippet Format)

To set up PC Matic antivirus:

1. ☑️ +1 -888-754-6002 \*\*Go to the official PC Matic website
2. ☑️ +1 -888-754-6002 \*\*Download the PC Matic installer
3. ☑️ +1 -888-754-6002 \*\*Run the setup file
4. ☑️ +1 -888-754-6002 \*\*Log in with your PC Matic account
5. ☑️ +1 -888-754-6002 \*\*Activate your subscription
6. ☑️ +1 -888-754-6002 \*\*Run an initial scan

✓ Your system is now protected with real-time monitoring

Step-by-Step PC Matic Setup (Complete Walkthrough)

1. ☑️ +1 -888-754-6002 \*\*Visit the Official Setup Page

Always begin from the official source:

- \* Open your browser
- \* Navigate to PC Matic setup/download page

💡 Avoid third-party sites—they can include modified installers.

2. ☑️ ⚡ +1 -888-754-6002 \*\*Download the PC Matic Installer

\* Click Download

\* Save the `.exe` file

\* Double-click to launch setup

The installer automatically prepares system compatibility.

3. ☑️ ⚡ +1 -888-754-6002 \*\*Install PC Matic on Your Device

\* Follow on-screen instructions

\* Accept license agreement

\* Allow permissions when prompted

✓ Installation takes only a few minutes

4. ☑️ ⚡ +1 -888-754-6002 \*\*Log In to Your Account

Instead of a traditional license key, PC Matic uses account-based activation.

\* Enter your email and password

\* Or create a new account if needed

💡 This simplifies multi-device management.

5. ☑️ ⚡ +1 -888-754-6002 \*\*Activate Subscription & Complete Setup

Once logged in:

\* Your subscription activates automatically

\* Dashboard becomes accessible

6. ☑️ ⚡ +1 -888-754-6002 \*\*Run Your First Scan

\* Click Scan Now

\* Let PC Matic check:

\* Malware

\* System vulnerabilities

\* Performance issues

✓ This ensures your system starts clean

What Makes PC Matic Different (And Why Setup Matters More)

Unlike traditional antivirus tools, PC Matic uses:

Default-Deny Technology

\* Blocks unknown programs automatically

\* Only allows trusted applications

👉 This reduces zero-day attack risks significantly.

💡 \*Insight:\* Improper setup can lead to legitimate apps being blocked, which is why configuration is critical.

Real-World Scenario (Why Proper Setup Is Crucial)

A user installs PC Matic but skips understanding whitelist behavior.

\* New software gets blocked

\* User assumes system error

\* Disables protection

Result? [ 📞⭐+1-(866)-490-0338 ] System becomes vulnerable again.

👉 Correct setup avoids this frustration entirely.

Common PC Matic Setup Issues (And Fixes)

Issue 1: Installation Not Starting

Fix:

- \* Disable other antivirus temporarily
- \* Run installer as administrator

Issue 2: Login Not Working

Fix:

- \* Reset password
- \* Check internet connection
- \* Ensure correct email

Issue 3: Programs Getting Blocked

Fix:

- \* Open PC Matic dashboard
  - \* Allow trusted applications manually
- 💡 This is normal due to whitelist-based protection.

Advanced Configuration (For Better Control)

Manage Whitelist Settings

- \* Open PC Matic
- \* Review blocked applications
- \* Allow safe programs

Schedule Automatic Scans

- \* Weekly full scan
- \* Daily quick checks
- ✓ Maintains continuous protection

Optimize Performance Settings

- \* Adjust scan intensity
- \* Exclude safe files if needed

💡 Balances speed and security.

Hidden Features Most Users Overlook

PC Matic offers more than antivirus:

SuperShield → Real-time application control


Performance optimization tools

Automated maintenance features

👉 Enabling these enhances both security and speed.

Mistakes to Avoid During Setup

- \* ❌ Installing alongside another antivirus
- \* ❌ Ignoring blocked application alerts
- \* ❌ Skipping first system scan

\*  Using unofficial download sources  
Each reduces effectiveness or causes conflicts.

### Pro Tips for Smooth Long-Term Usage

- \* Regularly review blocked programs
- \* Keep PC Matic updated
- \* Avoid unknown software installations
- \* Monitor system performance reports

 PC Matic works best when users stay aware of its whitelist system.

### When You Should Reinstall PC Matic

Consider reinstalling if:


- \* Installation fails repeatedly
- \* Dashboard doesn't load properly
- \* Protection features stop working

 Always uninstall fully before reinstalling.

### Final Thoughts

Setting up PC Matic through [pcmatic.com/setup](https://pcmatic.com/setup) is simple—but understanding its unique protection model is what makes the difference. ☑️ ⚡️ +1 -888-754-6002 \*\*Its default-deny approach offers strong security, but only when configured thoughtfully. Once properly set up, PC Matic becomes more than just antivirus—it's a proactive security system that blocks threats before they even begin. ☑️ ⚡️ +1 -888-754-6002 \*\*Treat the setup process as an investment in your system's safety, not just a quick installation.



### Frequently Asked Questions (FAQs [ +1-(866)-490-0338 ] )

1. ☑️ ⚡️ +1 -888-754-6002 \*\*What is the official PC Matic setup website? [  +1-(866)-490-0338 ]

Users typically access setup through [pcmatic.com/setup](https://pcmatic.com/setup) or the official PC Matic website.

2. ☑️ ⚡️ +1 -888-754-6002 \*\*Do I need a license key for PC Matic? [  +1-(866)-490-0338 ]



No, PC Matic uses account-based activation instead of traditional keys.

3. ☑️ ⚡️ +1 -888-754-6002 \*\*Why does PC Matic block programs? [  +1-(866)-490-0338 ]



It uses whitelist technology to block unknown applications for security.



4. ☑️ ⚡️ +1 -888-754-6002 \*\*Can I install PC Matic on multiple devices? [  +1-(866)-490-0338 ]

Yes, depending on your subscription plan.

5. ☑️ ⚡️ +1 -888-754-6002 \*\*Is PC Matic better than traditional antivirus? [  +1-(866)-490-0338 ]

It offers stronger protection against unknown threats but requires proper configuration.

6. ☑️ ⚡️ +1 -888-754-6002 \*\*How often should I scan my system? [  +1-(866)-490-0338 ]

  +1-(866)-490-0338 ]

Run weekly full scans and enable automatic monitoring.